

ENVIRONMENTAL PRODUCT DECLARATION

as per ISO 14025 and EN 15804+A1



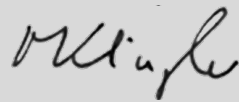
| | |
|--------------------------|--------------------------------------|
| Owner of the Declaration | Kaimann GmbH |
| Programme holder | Institut Bauen und Umwelt e.V. (IBU) |
| Publisher | Institut Bauen und Umwelt e.V. (IBU) |
| Declaration number | EPD-KAI-20200232-IBC1-EN |
| Issue date | 17.12.2020 |
| Valid to | 16.12.2025 |

Kaiflex RT-ST
Kaimann GmbH

www.ibu-epd.com | <https://epd-online.com>



1. General Information

| | | | | | | | |
|---|--|---|--|---|--|-------------------------------------|--|
| Kaimann GmbH <hr/> Programme holder IBU – Institut Bauen und Umwelt e.V. Panoramastr. 1 10178 Berlin Germany <hr/> Declaration number EPD-KAI-20200232-IBC1-EN <hr/> This declaration is based on the product category rules: Insulating materials made of foam plastics, 06.2017 (PCR checked and approved by the SVR) <hr/> Issue date 17.12.2020 <hr/> Valid to 16.12.2025 | Kaiflex RT-ST <hr/> Owner of the declaration Kaimann GmbH Hansastraße 2-5 33161 Hövelhof <hr/> Declared product / declared unit 1 m3 insulation material Kaiflex RT-ST <hr/> Scope: Product line Kaiflex RT-ST Thermal insulation material made of flexible elastomeric foam for technical building equipment and industrial installations. The EPD is performed in agreement with the demands of PCR Part A with reference to <i>EN 15804+A1:2013</i> and <i>PCR Part B</i> : Requirements on the EPD for insulating materials made of foam plastics. The EPD is based on the average Kaiflex RT-ST production from one plant in Germany. The owner of the declaration shall be liable for the underlying information and evidence; the IBU shall not be liable with respect to manufacturer information, life cycle assessment data and evidences. The EPD was created according to the specifications of <i>EN 15804+A1</i> . In the following, the standard will be simplified as <i>EN 15804</i> . <hr/> Verification <table border="1"> <tr> <td colspan="2">The standard <i>EN 15804</i> serves as the core PCR</td> </tr> <tr> <td colspan="2">Independent verification of the declaration and data according to <i>ISO 14025:2010</i></td> </tr> <tr> <td><input type="checkbox"/> internally</td> <td><input checked="" type="checkbox"/> externally</td> </tr> </table> <hr/> <div style="display: flex; justify-content: space-between;"> <div>  Dipl. Ing. Hans Peters (chairman of Institut Bauen und Umwelt e.V.) <hr/>  Dr. Alexander Röder (Managing Director Institut Bauen und Umwelt e.V.) </div> <div>  Matthias Klingler (Independent verifier) </div> </div> | The standard <i>EN 15804</i> serves as the core PCR | | Independent verification of the declaration and data according to <i>ISO 14025:2010</i> | | <input type="checkbox"/> internally | <input checked="" type="checkbox"/> externally |
| The standard <i>EN 15804</i> serves as the core PCR | | | | | | | |
| Independent verification of the declaration and data according to <i>ISO 14025:2010</i> | | | | | | | |
| <input type="checkbox"/> internally | <input checked="" type="checkbox"/> externally | | | | | | |

2. Product

2.1 Information about the enterprise

Kaimann is a manufacturer of elastomeric insulation materials for technical pipe insulation in building technology and industry.

2.2 Product description/Product definition

Kaiflex RT-ST is a flexible closed cell rubber insulation that prevents condensation and reduces energy loss. By incorporating a water vapour barrier into the insulation cell structure Kaiflex RT-ST can effectively eliminate water vapour migration and retain its performance over the entire system life. It contains two rings of rigid polyurethane foam which is meant to bear the mechanic load of pipes.

For the placing on the market of the product in the European Union/European Free Trade Association (EU/EFTA) (with the exception of Switzerland) *Regulation (EU) No. 305/2011 (CPR)* applies. The product needs a declaration of performance taking into consideration *EN*

14304 Thermal insulation products for building equipment and industrial installations - Factory made flexible elastomeric foam (FEF) products - Specification, and the CE-marking. For the application and use the respective national provisions apply.

2.3 Application

Kaiflex RT-ST is used in combination with Kaiflex ST and meant to support the load of pipes that are insulated with Kaiflex ST while providing insulation at the same time.

In addition to preventing condensation and saving energy, Kaiflex RT-ST also performs an acoustic function, absorbing sound and dampening duct wall vibration. It has inherent anti-microbial resistance as standard and a Class EL fire rating. If used in combination with Kaiflex ST tube insulation, it has a BL-s3, d0 fire rating.

2.4 Technical Data

Constructional data

| Name | Value | Unit |
|---|---|-------------------|
| Gross density | 140 | kg/m ³ |
| Water vapour diffusion resistance factor acc. to EN 12088 | $\mu \geq 10000$ | - |
| Thermal conductivity | $\lambda_9 = 0.034 + 7.2 \cdot 10E-5 \cdot \theta + 1.2 \cdot 10E-6 \cdot \theta^2$ | W/(mK) |
| Thermal conductivity at -10 °C | 0.033 | W/(mK) |
| Thermal conductivity at 0 °C | 0.034 | W/(mK) |
| Thermal conductivity at 10 °C | 0.035 | W/(mK) |

Performance data of the product in accordance with the declaration of performance with respect to its essential characteristics according to *EN 14304* Thermal insulation products for building equipment and industrial installations - Factory made flexible elastomeric foam (FEF) products - Specification.

2.5 Delivery status

The EPD is declared as a specific product of one plant of one manufacturer. This is in accordance with the classification rules for group 1a) from *PCR Part A* paragraph 5.2. The clamps are available in thicknesses between 13 to 19 mm and outer diameters of 48 to 80 mm.

2.6 Base materials/Ancillary materials

Kaiflex RT-ST is based on synthetic rubber and consists of several components. The following table shows the components of her insulating foam clustered into substance groups:

- Rubber and polymers: 27.6%
- Fillers and pigments: 21%
- Blowing agent: 13%
- Vulcanisation system, additives, plasticizer: 3.5%
- Flame retardant: 34.5%
- Stabilizer: 0.4%

Rubber and polymer are the base material. Fillers and pigments are for firmness and colour. The blowing agent causes the volume increase and expansion process during the manufacture of the product. The vulcanisation system, additives, and plasticizer sure flexibility and workability. The flame retardants ensure the fire resistance of the end-product, and the adhesives and stabilizers are for processing and process control.

1) This product/article/at least one partial article contains substances listed in the *SVHC 2019* candidate list (16.01.2020) exceeding 0.1 percentage by mass: **yes**. It contains Azodicarbonamide (CAS number: 123-77-3) at 3.47% of the products mass.

2) This product/article/at least one partial article contains other carcinogenic, mutagenic, reprotoxic (CMR) substances in categories 1A or 1B which are not on the *SVHC 2019* candidate list, exceeding 0.1 percentage by mass: **no**.

3) Biocide products were added to this construction product or it has been treated with biocide products (this then concerns a treated product as defined by the (EU) *Ordinance on Biocide Products* No. 528/2012): **no**.

2.7 Manufacture

Manufacturing happens in a single plant in Germany. Upon delivery, the raw materials are either stored in a warehouse or used in the production shortly after. The first step in the production of Kaiflex RT-ST is to mix the raw materials in a kneader and to roll-out the resulting mixture which is then cut into sheets. The flat sheets are passed through an industrial cooler and cooled-off. The cooled-off sheets are granulated and the granulates are temporarily stored at room temperature before entering the compounding plant.

In the next step, the different types of granulates enter the compounding plant for mixing. The resulting elastomer compound is pushed through one of five extruders and carried on a conveyer belt through an industrial furnace for foaming. After foaming, the endless sheets are passed through an industrial cooler upon which a continuous longitudinal cut is applied to cut sheets into the right width. If applicable, the adhesive coating is applied on one side of the sheets. Finally, a traverse cut trims the continuous sheet into sheets of various sizes.

2.8 Environment and health during manufacturing

The manufacturer of the product complies with national manufacturing guidelines and regulations. KAIMANN's environmental management system is certified in accordance with *ISO 9001/14001/50001*.

2.9 Product processing/Installation

The installation of Kaiflex RT-ST requires basic tools such as cutters and scissors. No additional specific protection, beyond normal protective clothes, is required. Liquid oxygen can react explosively in conjunction with organic material such as Kaiflex RT-ST insulation material. To avoid the diffusion of oxygen, a complete seal must be affected. Butt joints and overlapping areas must also be made airtight using Kaiflex adhesive.

2.10 Packaging

Kaiflex RT-ST is packaged in cardboard boxes, polyethene film, and polypropylene bags, both in varying sizes. Cardboard boxes and polypropylene bags are placed on wooden EURO pallets.

2.11 Condition of use

Changes in materials composition of the product during the use-phase only occur in case of extraordinary effects.

2.12 Environment and health during use

An odour should be considered normal. The odour will dissipate during use (about 4 weeks) because the cells are exchanged with the air.

2.13 Reference service life

Since the use stage (B1-B7) is not fully declared, the declaration of the reference service life is only voluntary.

2.14 Extraordinary effects

Fire

Fire protection

| Name | Value |
|-------------------------|-------|
| Building material class | EL |
| Burning droplets | d0 |
| Smoke gas development | - |

These properties were tested according to *EN 13501*.

Water

Formed from thousands of independently water-resistant cells, Kaiflex insulation is naturally resistant to moisture ingress and requires no additional water vapour barrier.

Mechanical destruction

Kaiflex insulation materials are flexible foams and display limited mechanical rigidity. If the material should be subjected to mechanical loads, it should be protected accordingly.

2.15 Re-use phase

At the end-of-life, the product can be used for energy recovery in a waste incineration plant, as well as the plastic from packaging. The cardboard and wooden pallets from packaging can be recycled.

2.16 Disposal

The product is disposed of in accordance with local regulations governed by the *European Waste Catalogue* (waste code: 07 wastes from organic chemical processes - 07 02 13 waste plastic).

2.17 Further information

Additional information about the product is available on <https://kaimann.com/>.

3. LCA: Calculation rules

3.1 Declared Unit

The declared unit is 1 m³ of the thermal insulation material for technical building equipment and industrial installations Kaiflex RT-ST including packaging materials. The declared unit refers to the product as it leaves the factory gate. The gross density is the average density of all declared products, weighted by production volume.

Declared unit

| Name | Value | Unit |
|---------------------------|---------|-------------------|
| Gross density | 140 | kg/m ³ |
| Conversion factor to 1 kg | 0.00714 | - |
| Declared unit | 1 | m ³ |

3.2 System boundary

The type of EPD is cradle to gate with options. The system boundaries of the EPD follow the modular structure of *EN 15804* (according to *EN 15804*, section 6.2.1). Only the declaration of the product stage modules A1 to A3 is mandatory for compliance with *EN15804*. The declaration of the modules of other life cycle stages is optional. Resources from the ecosphere and technosphere enter the system on stage A1 and leave the system on stage C4. The following life cycle stages are considered:

Module A1: The system boundaries comprise raw material extraction and supply from cradle to factory gate and is represented through generic background data sets.

Module A2: The transport of the raw materials from the factory gate to the point of manufacturing is represented through generic background data sets. The transportation distances have been provided by the manufacturer.

Module A3: The manufacturing includes manufacturer-specific material and energy data which are represented through generic data sets. Machinery as well as buildings to manufacture the declared unit are neglected. On average, 0.49 kWh electricity and 2.65 kWh natural gas are required for the

manufacturing of 1m³ Kaiflex RT-ST. This data was provided by Kaimann GmbH. This module also includes packaging with plastics and cardboard and wooden pallets. The biogenic carbon stored is declared in the result section.

Module A4: The transport of Kaiflex RT-ST from the factory gate to the site of assembly is represented through generic background data. The transportation distances are based on average transportation data provided by the manufacturer.

Module A5: The assembly can be done manually without the use of any electrical equipment. Packaging material from module A3 is disposed of here: Plastic packaging is incinerated, and cardboard and the wooden pallet are re-used.

Modules B1-B7: No resource use and impacts occur during the use phase of the products.

Modules C1&C3: Dismantling of Kaiflex RT-ST is done manually without using any electrical equipment. No processing is required before disposal. Therefore, module C1 and C3 are disregarded.

Module C2: The products to be disposed of are transported to the waste treatment facility.

Module C4: The waste is treated according to the waste framework directive of the European Union.

Module D: Potential impacts and benefits from energy recovery and recycling are described.

3.3 Estimates and assumptions

Module A2: Raw materials are transported to the manufacturer by road transport and shipping. Information on the transportation distances was provided by the manufacturer. For the calculation, the distances were weighted by the mass of the respective raw materials.

Module A3: No production waste is assumed during the production of Kaiflex.

Module A4: Kaiflex RT-ST is distributed in Europe. The average transportation distance per declared unit was calculated based on the sales volume and average transportation distance per country where Kaiflex RT-ST is distributed. Based on the sum product of sales volume multiplied with road transportation, the total transportation distances were calculated and divided by the total sales volume to calculate the average transportation distance per declared unit. As a result, the average road transportation distance per declared unit is 827 km, and the average ship transportation distance is 73 km. No loss during (the) transportation is assumed.

Module A5: Kaiflex RT-ST is assembled by manual labour using adhesives. It is assumed that no further energy or materials are required in this module and that consumers of Kaiflex RT-ST order correct product sizes and thus avoid waste production during the assembly. The packaging materials are disposed of by re-using (cardboard and wooden pallet) and by incineration (polyethylene and polypropylene).

Module C2: The average distance of the disassembled product to the point of disposal is assumed to be 75 kilometres covered by road.

Module C4: The product is incinerated.

3.4 Cut-off criteria

All material flows in module A1 are covered and almost all material and energy flows in module A3 are covered. Neglected material or energy flows have a mass or energy contribution of less than one per cent per process and contribute to less than five per cent of mass and energy flows of a module. Infrastructure such as office buildings and the manufacturing hall as well as the machinery required to produce the product have not been considered.

3.5 Background data

The LCA model underlying this EPD was created in *openLCA* 1.10 developed by GreenDelta GmbH. The

underlying reference database was *ecoinvent* 3.4 (2017), edited by EuGeos into the *EuGeos 15804-IA* 3.0 database.

3.6 Data quality

The life cycle inventory for the assessed product is based on an internal assessment of manufacturing and environmental data, assessment of LCA-relevant data for the supply chain and energy measurement within the factors. The required product flows for creation of the product system were handed over to *GreenDelta GmbH*.

All data was scrutinised and found to be plausible and consistent and were therefore found to be representative.

Some of the background data sets are more than 10 years old but were used when no recent dataset was available. Datasets from the *ecoinvent* database are assumed to have a high quality.

There are no materials or processes that are left out because they are under the cut-off threshold.

3.7 Period under review

The production data refers to the average of the year 2018.

3.8 Allocation

No allocation is carried out.

3.9 Comparability

Basically, a comparison or an evaluation of EPD data is only possible if all the data sets to be compared were created according to *EN 15804* and the building context, respectively the product-specific characteristics of performance, are taken into account.

The LCA model underlying this EPD was created in *openLCA* 1.10 developed by GreenDelta GmbH. The underlying reference database was *ecoinvent* 3.4 (2017), edited by EuGeos into the *EuGeos 15804-IA* 3.0 database.

4. LCA: Scenarios and additional technical information

The following technical scenario information serves as a basis for the declared modules. All values refer to the declared unit of 1 m³.

Transport to the building site (A4)

| Name | Value | Unit |
|---------------------------|-------|------|
| Transport distance (road) | 827 | km |
| Transport distance /ship) | 73 | km |

Installation into the building (A5)

| Name | Value | Unit |
|---|-------|----------------|
| Auxiliary | 1.6 | kg |
| Water consumption | 0 | m ³ |
| Other resources | 0 | kg |
| Electricity consumption | 0 | kWh |
| Other energy carriers | 0 | MJ |
| Material loss | 0 | kg |
| Output substances following waste treatment on site | 16.5 | kg |
| Dust in the air | 0 | kg |
| VOC in the air | 0 | kg |

The 16.5 kg is the sum of all packaging materials per declared unit.

End of life (C1-C4)

| Name | Value | Unit |
|---------------------------------------|-------|------|
| Collected separately | 140 | kg |
| Collected as mixed construction waste | 0 | kg |
| Reuse | 0 | kg |
| Recycling | 0 | kg |
| Energy recovery | 140 | kg |
| Landfilling | 0 | kg |
| | - | |

140 kg Kaiflex is incinerated for energy recovery.

Reuse, recovery and/or recycling potentials (D), relevant scenario information

Module D includes the credits of the incineration processes from modules C4 and A5 (packaging waste) at a waste incineration plant with an assumed efficiency of $R1 < 0.6$.

5. LCA: Results

The life cycle impact assessment method is based on *EN15804*. Energy indicators for resource use utilise the lower calorific value.

DESCRIPTION OF THE SYSTEM BOUNDARY (X = INCLUDED IN LCA; MND = MODULE NOT DECLARED; MNR = MODULE NOT RELEVANT)

| PRODUCT STAGE | | | CONSTRUCTION PROCESS STAGE | | USE STAGE | | | | | | | END OF LIFE STAGE | | | | BENEFITS AND LOADS BEYOND THE SYSTEM BOUNDARIES |
|---------------------|-----------|---------------|-------------------------------------|----------|-----------|-------------|--------|-------------|---------------|------------------------|-----------------------|----------------------------|-----------|------------------|----------|---|
| Raw material supply | Transport | Manufacturing | Transport from the gate to the site | Assembly | Use | Maintenance | Repair | Replacement | Refurbishment | Operational energy use | Operational water use | De-construction demolition | Transport | Waste processing | Disposal | Reuse-Recovery-Recycling-potential |
| A1 | A2 | A3 | A4 | A5 | B1 | B2 | B3 | B4 | B5 | B6 | B7 | C1 | C2 | C3 | C4 | D |
| X | X | X | X | X | MND | MND | MNR | MNR | MNR | MND | MND | MND | X | MND | X | X |

RESULTS OF THE LCA - ENVIRONMENTAL IMPACT according to EN 15804+A1: 1 m³ Kaiflex RT-ST

| Parameter | Unit | A1 | A2 | A3 | A4 | A5 | C2 | C4 | D |
|-----------|---|---------|---------|---------|---------|---------|---------|---------|----------|
| GWP | [kg CO ₂ -Eq.] | 4.87E+2 | 3.37E+1 | 1.49E+1 | 1.89E+1 | 7.48E+0 | 1.70E+0 | 4.42E+2 | -7.95E+1 |
| ODP | [kg CFC11-Eq.] | 2.55E-5 | 6.29E-6 | 1.06E-6 | 3.53E-6 | 1.31E-8 | 3.17E-7 | 8.87E-7 | -1.29E-5 |
| AP | [kg SO ₂ -Eq.] | 2.06E+0 | 1.32E-1 | 5.21E-2 | 7.58E-2 | 8.14E-4 | 6.58E-3 | 4.92E-2 | -9.68E-2 |
| EP | [kg (PO ₄) ₃ -Eq.] | 4.52E-1 | 2.37E-2 | 1.01E-2 | 1.35E-2 | 2.48E-4 | 1.19E-3 | 1.20E-2 | -1.59E-2 |
| POCP | [kg ethene-Eq.] | 1.88E-1 | 5.56E-3 | 3.65E-3 | 3.18E-3 | 1.73E-5 | 2.78E-4 | 1.38E-3 | -7.78E-3 |
| ADPE | [kg Sb-Eq.] | 3.16E-1 | 3.32E-4 | 4.74E-5 | 1.87E-4 | 5.28E-7 | 1.67E-5 | 3.10E-5 | -5.51E-5 |
| ADPF | [MJ] | 1.02E+4 | 5.13E+2 | 3.47E+2 | 2.88E+2 | 1.38E+0 | 2.59E+1 | 7.33E+1 | -1.51E+3 |

Caption: GWP = Global warming potential; ODP = Depletion potential of the stratospheric ozone layer; AP = Acidification potential of land and water; EP = Eutrophication potential; POCP = Formation potential of tropospheric ozone photochemical oxidants; ADPE = Abiotic depletion potential for non-fossil resources; ADPF = Abiotic depletion potential for fossil resources

RESULTS OF THE LCA - INDICATORS TO DESCRIBE RESOURCE USE according to EN 15804+A1: 1 m³ Kaiflex RT-ST

| Parameter | Unit | A1 | A2 | A3 | A4 | A5 | C2 | C4 | D |
|-----------|------|---------|---------|---------|---------|----------|---------|----------|----------|
| PERE | [MJ] | 3.27E+2 | 7.60E+0 | 1.06E+1 | 4.27E+0 | 2.33E-2 | 3.83E-1 | 2.90E+0 | -6.01E+0 |
| PERM | [MJ] | 0.00E+0 | 0.00E+0 | 2.35E+2 | 0.00E+0 | 0.00E+0 | 0.00E+0 | 0.00E+0 | -2.35E+2 |
| PERT | [MJ] | 3.27E+2 | 7.60E+0 | 2.45E+2 | 4.27E+0 | 2.33E-2 | 3.83E-1 | 2.90E+0 | -2.41E+2 |
| PENRE | [MJ] | 6.14E+3 | 5.25E+2 | 2.65E+2 | 2.95E+2 | 1.17E+2 | 2.65E+1 | 5.62E+3 | -1.53E+3 |
| PENRM | [MJ] | 5.54E+3 | 0.00E+0 | 1.16E+2 | 0.00E+0 | -1.16E+2 | 0.00E+0 | -5.54E+3 | 0.00E+0 |
| PENRT | [MJ] | 1.17E+4 | 5.25E+2 | 3.80E+2 | 2.95E+2 | 1.40E+0 | 2.65E+1 | 7.65E+1 | -1.53E+3 |
| SM | [kg] | 2.68E+0 | 1.84E-1 | 5.35E+0 | 1.03E-1 | 1.61E-3 | 9.26E-3 | 1.47E-1 | -5.31E+0 |
| RSF | [MJ] | 0.00E+0 | 0.00E+0 | 0.00E+0 | 0.00E+0 | 0.00E+0 | 0.00E+0 | 0.00E+0 | 0.00E+0 |
| NRSF | [MJ] | 0.00E+0 | 0.00E+0 | 0.00E+0 | 0.00E+0 | 0.00E+0 | 0.00E+0 | 0.00E+0 | 0.00E+0 |
| FW | [m³] | 1.94E+1 | 1.01E-1 | 1.57E-1 | 5.68E-2 | 6.90E-4 | 5.10E-3 | 5.58E-1 | -1.89E-1 |

Caption: PERE = Use of renewable primary energy excluding renewable primary energy resources used as raw materials; PERM = Use of renewable primary energy resources used as raw materials; PERT = Total use of renewable primary energy resources; PENRE = Use of non-renewable primary energy excluding non-renewable primary energy resources used as raw materials; PENRM = Use of non-renewable primary energy resources used as raw materials; PENRT = Total use of non-renewable primary energy resources; SM = Use of secondary material; RSF = Use of renewable secondary fuels; NRSF = Use of non-renewable secondary fuels; FW = Use of net fresh water

RESULTS OF THE LCA – WASTE CATEGORIES AND OUTPUT FLOWS according to EN 15804+A1: 1 m³ Kaiflex RT-ST

| Parameter | Unit | A1 | A2 | A3 | A4 | A5 | C2 | C4 | D |
|-----------|------|---------|---------|---------|---------|---------|---------|---------|----------|
| HWD | [kg] | 2.76E+0 | 1.37E-2 | 1.49E-2 | 7.80E-3 | 2.82E-5 | 6.88E-4 | 1.22E-3 | -1.09E-2 |
| NHWD | [kg] | 1.54E+1 | 2.45E+1 | 1.72E+0 | 1.37E+1 | 2.75E+0 | 1.24E+0 | 1.45E+2 | -1.97E+0 |
| RWD | [kg] | 7.35E-3 | 3.62E-3 | 4.15E-4 | 2.03E-3 | 5.11E-6 | 1.83E-4 | 2.16E-4 | -4.20E-4 |
| CRU | [kg] | 0.00E+0 | 0.00E+0 | 0.00E+0 | 0.00E+0 | 1.37E+1 | 0.00E+0 | 0.00E+0 | 0.00E+0 |
| MFR | [kg] | 0.00E+0 | 0.00E+0 | 0.00E+0 | 0.00E+0 | 0.00E+0 | 0.00E+0 | 0.00E+0 | 0.00E+0 |
| MER | [kg] | 0.00E+0 | 0.00E+0 | 0.00E+0 | 0.00E+0 | 0.00E+0 | 0.00E+0 | 0.00E+0 | 0.00E+0 |
| EEE | [MJ] | 0.00E+0 | 0.00E+0 | 0.00E+0 | 0.00E+0 | 0.00E+0 | 0.00E+0 | 0.00E+0 | 0.00E+0 |
| EET | [MJ] | 0.00E+0 | 0.00E+0 | 0.00E+0 | 0.00E+0 | 6.94E+1 | 0.00E+0 | 3.33E+3 | 0.00E+0 |

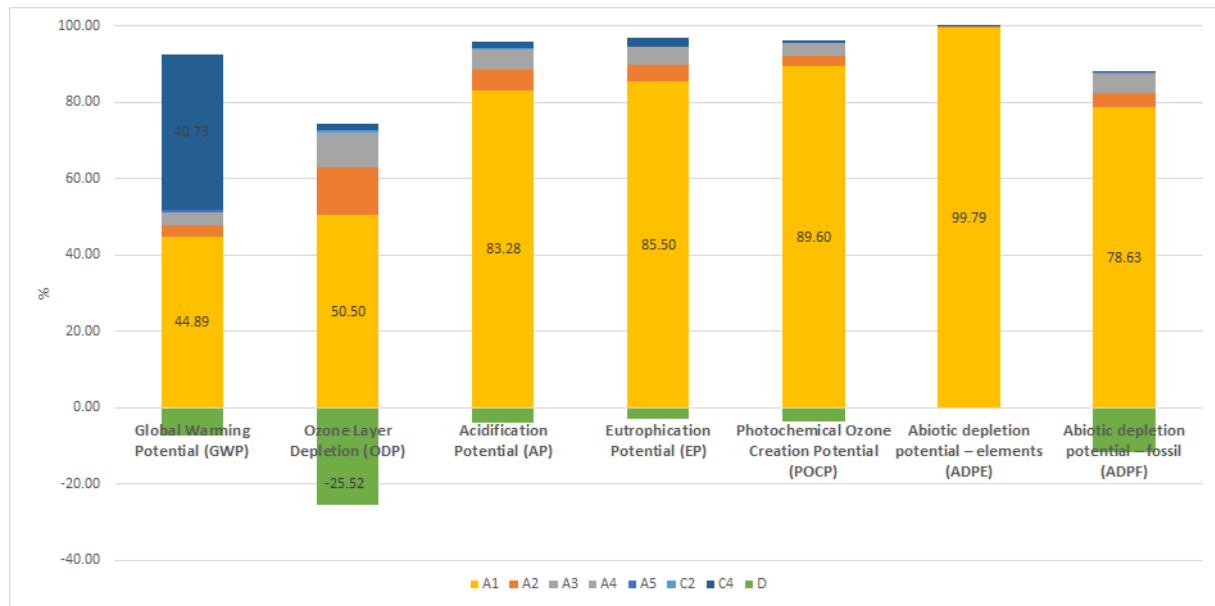
Caption: HWD = Hazardous waste disposed; NHWD = Non-hazardous waste disposed; RWD = Radioactive waste disposed; CRU = Components for re-use; MFR = Materials for recycling; MER = Materials for energy recovery; EEE = Exported electrical energy; EEE = Exported thermal energy

Additional Technical scenario:

Biogenic carbon is not included in the results. It enters the product system with wood and cardboard in modules A3 and is 'released' by being an avoided burden in module A5 (declared in module D) and has thus no net-effect on the overall results. The wooden pallet has approximately 23 kg biogenic CO₂, and the cardboard has 16 kg.

6. LCA: Interpretation

Environmental Impacts



Most environmental impact categories are dominated by module A1 raw material supply. For the global

warming potential, the incineration of the product in module C4 is another major source of greenhouse gas emissions.

7. Requisite evidence

7.1 VOC emissions

The Volatile Organic Compound (VOC) emissions have been tested by Eurofins Product Testing A/S by using the Committee for health-related evaluation of building products/Deutsches Institut für Bautechnik (AgBB/DIBt) test method in 09.2013.

AgBB overview of results (28 days [$\mu\text{g}/\text{m}^3$])

| Name | Value | Unit |
|-------------------------|-------|--------------------------|
| TVOC (C6 - C16) | <5 | $\mu\text{g}/\text{m}^3$ |
| Sum SVOC (C16 - C22) | <5 | $\mu\text{g}/\text{m}^3$ |
| R (dimensionless) | <1 | - |
| VOC without NIK | <5 | $\mu\text{g}/\text{m}^3$ |
| Carcinogenic Substances | <1 | $\mu\text{g}/\text{m}^3$ |

AgBB overview of results (3 days [$\mu\text{g}/\text{m}^3$])

| Name | Value | Unit |
|-------------------------|-------|--------------------------|
| TVOC (C6 - C16) | <5 | $\mu\text{g}/\text{m}^3$ |
| Sum SVOC (C16 - C22) | <5 | $\mu\text{g}/\text{m}^3$ |
| R (dimensionless) | <1 | - |
| VOC without NIK | <5 | $\mu\text{g}/\text{m}^3$ |
| Carcinogenic Substances | <1 | $\mu\text{g}/\text{m}^3$ |

7.2 Leaching performance

The concentration of water-soluble chloride ions is 300 mg/kg according to EN 13468.

8. References

Standards

EN 12088

EN 12088:2013, Thermal insulating products for building applications. Determination of long term water absorption by diffusion

EN 13468

EN 13468:2001, Thermal insulating products for building equipment and industrial installations - Determination of trace quantities of water soluble chloride, fluoride, silicate, and sodium ions and pH

EN 13501

Fire classification of construction products and building elements - Part 1: Classification using data from reaction to fire tests

EN 14304

EN 14304:2009+A1:2013, Thermal insulation products for building equipment and industrial installations - Factory made flexible elastomeric foam (FEF) products - Specification

EN 15804

EN 15804:2012+A1:2013, Sustainability of construction works - Environmental product declarations - Core rules for the product category of construction products

ISO 9001

ISO 9001:2015, Quality management systems - Requirements

ISO 14001

ISO 14001:2015-0, Environmental management systems - Requirements with guidance for use

ISO 14025

ISO 14025:2010, Environmental labels and declarations - Type III environmental declarations - Principles and procedures

ISO 50001

ISO 50001:2018-08, Energy management systems - Requirements with guidance for use

Further References

AGBB/DIBt

Deutsches Institut für Bautechnik 2018: Anforderungen an die Innenraumluftqualität in Gebäuden: Gesundheitliche Bewertung der Emissionen von flüchtigen organischen Verbindungen (VOC, VOC und SVOC) aus Bauprodukten

EEG

Erneuerbare_Energien_Gesetz 2017: Gesetz für den Ausbau erneuerbarer Energien

EnEV

Energieeinsparverordnung 2014: Zweite Verordnung zur Änderung der Energieeinsparverordnung

EuGeos 15804-IA 3.0

LCA database by EuGeos Limited

European waste catalogue

COMMISSION DECISION amending Decision 2000/532/EC on the list of waste pursuant to Directive 2008/98/EC of the European Parliament and of the Council

GreenDelta GmbH

Sustainability Software, Data, and Consulting

openLCA 1.10

open LCA 1.10.2 (2020), Sustainability Software, Databases, and Consulting. Developed by GreenDelta GmbH. <http://www.openlca.org/>

Ordinance on Biocide Products

REGULATION (EU) No 528/2012 OF THE EUROPEAN PARLIAMENT AND OF THE COUNCIL of 22 May 2012 concerning the making available on the market and use of biocidal products

PCR Part A

PCR Part A Version 1.8, Calculation Rules for the Life Cycle Assessment and Requirements on the Project Report

PCR Part B

PCR Part B Version 1.6, Requirements on the EPD for insulating materials made of foam plastics

REACH 2006

REGULATION (EC) No 1907/2006 OF THE EUROPEAN PARLIAMENT AND OF THE COUNCIL concerning the Registration, Evaluation, Authorisation and Restriction of Chemicals (REACH)

Regulation (EU) No. 305/2011 (CPR)

Regulation (EU) No 305/2011 of the European Parliament and of the Council of 9 March 2011 laying down harmonised conditions for the marketing of construction products and repealing Council Directive 89/106/EEC Text with EEA relevance

SVHC 2019

Candidate List of substances of very high concern for Authorisation (SVHC), European Chemicals Agency, Helsinki, Finland

**Publisher**

Institut Bauen und Umwelt e.V.
Panoramastr. 1
10178 Berlin
Germany

Tel +49 (0)30 3087748- 0
Fax +49 (0)30 3087748- 29
Mail info@ibu-epd.com
Web www.ibu-epd.com

**Programme holder**

Institut Bauen und Umwelt e.V.
Panoramastr 1
10178 Berlin
Germany

Tel +49 (0)30 - 3087748- 0
Fax +49 (0)30 – 3087748 - 29
Mail info@ibu-epd.com
Web www.ibu-epd.com

GreenDELta

**Author of the Life Cycle
Assessment**

GreenDelta GmbH
Kaiserdamm 13
14057 Berlin
Germany

Tel +49 30 6292 4320
Fax -
Mail gd@greendelta.com
Web <https://www.greendelta.com>

**Owner of the Declaration**

Kaimann GmbH
Hansastraße 2-5
33161 Hövelhof
Germany

Tel +49 5257 98 50 - 0
Fax +49 5257 98 50 590
Mail info@kaimann.de
Web <https://www.kaimann.com>